

Tradflow E-Kyc | E-Kyc Admin Pa... Tradflow | Join the trading revol... +

tradflow.com

Grow with TradFlow

About Us Open your Account Become our Partner Pricing Downloads Trading Platform Login Contact Us

Facebook
Twitter
Instagram

Unlock The Power Of Trading And Investing

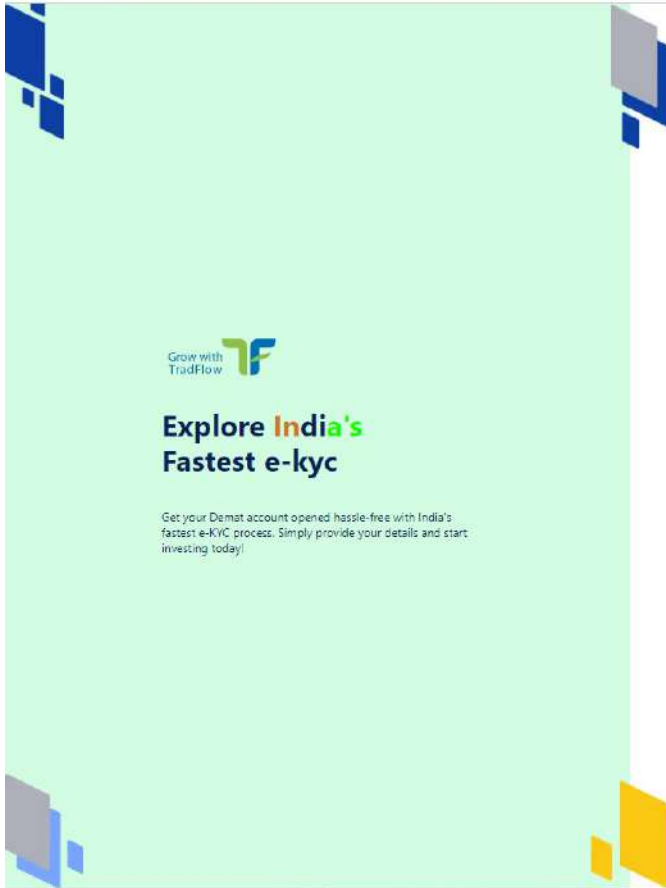
Take control of your financial future with our innovative trading and investing solutions designed to help you succeed in today's dynamic markets.


91 99xxxxxxx [Open Account](#)

Activate Windows
Go to Settings to activate Windows.

Type here to search

16:48
21-08-2023



Grow with TradFlow 

Explore India's Fastest e-kyc

Get your Demat account opened hassle-free with India's fastest e-KYC process. Simply provide your details and start investing today!

Verify Your Mobile Number

Only numbers are allowed
time remaining: 00:57

Verify

Activate Windows
Go to Settings to activate Windows.

Verify Your Email

XYZ@GMAIL.COM

Continue



Effortless Account Setup

Complete your KYC in just a few minutes and kickstart your investing journey.

Activate Windows
Go to Settings to activate Windows

Verify Your Email

Time Remaining: 00:53

Continue



Effortless Account Setup

Complete your KYC in just a few minutes and kickstart your investing journey.

Activate Windows
Go to Settings to activate Windows

PAN (Permanent Account Number)

Continue



Easy Account Setup

Simply provide your PAN card, Aadhar card, and mobile number to set up your account.

By clicking 'Verify Now', you are confirming your identity.



Aadhaar Seeding Linking of account

Aadhaar seeding is mapping or linking of Aadhaar with the Account or Customer number. Eg: An individual with could have more than one Account or Customer number but the Unique Aadhaar number will be mapped to all ID's.

Your PAN number has been verified

Verify Aadhaar number

Activate Windows
Go to Settings to activate Windows.



Sign In to your account!

Mobile

Aadhaar/Username

Enter your registered Mobile number

Please enter valid Mobile number

Next

Do not have an account? [Sign Up](#)

Activate Windows
Go to Settings to activate Windows



Sign In to your account!

Mobile Aadhaar/Username

0000000000

[Forgot security PIN?](#)

Sign In

Do not have an account? [Sign Up](#)

Activate Windows
Go to Settings to activate Windows.



Sign In to your account!

Mobile

Aadhaar/Username

XXXXXXXXXXXX

Enter your Aadhaar/username

.....

[Forgot security PIN?](#)

Sign In

Do not have an account? [Sign Up](#)

Activate Windows
Go to Settings to activate Windows.



Create Username for your account

XYARUN000K

Enter now username:

Submit

Activate Windows
Go to Settings to activate Windows.




Create Username for your account


XYARUN000K


Enter now username:

Submit

Activate Windows
Go to Settings to activate Windows.


TradFlow

 **Xxxxxxx**, welcome to your DigiLocker account.

 You are providing your consent to share your Aadhaar Card from your DigiLocker account with **TradFlow**.

[Allow](#)
[Deny](#)

Activate Windows
Go to Settings to activate Windows.



Linked For Success

Your trading and bank accounts are seamlessly integrated, allowing you to make smooth transactions and manage your investments with ease.

Fill in Your Bank Account Details

Bank Account will be linked with your Trading Account

verify account details

Activate Windows
Go to Settings to activate Windows.



Linked For Success

Your trading and bank accounts are seamlessly integrated, allowing you to make smooth transactions and manage your investments with ease.

Fill in Your Bank Account Details

Bank Account will be linked with your Trading Account

Your Bank account number couldn't be verified, please upload the following documents.

Choose a document

Choose File No file chosen

verify account details

Activate Windows

Go to Settings to activate Windows.

Brokerage Plan

● ₹ Rs. 15/exec ord.

Buy →

Activate Windows
Go to Settings to activate Windows.

Tradflow E-Kyc | E-Kyc Admin Pa... Tradflow | Join the trading revol... Tradflow | E-Kyc

ekyc.tradflow.com/segments-selection

NSE Cash NSE Fno
 BSE Cash BSE Fno
 NSE CURRENCY BSE CURRENCY
 NSE COMMODITY

Only Trading

NSDL CDSL

Enter DPID :
120220000260102
dpid should be of 16 digits

Enter Depository Participant: GLOBE

Enter Client Master Image :
Uploading latest client master not more than 1 month old.

Choose File CML.jpg

Choose a document(Financial/Income proof)

Choose File STATEMENT.jpg

Please upload selected document (png, jpg, jpeg & pdf formats)

Continue

Copyright Tradflow

Easy Account Setup

Simply provide your PAN card, Aadhar card, and mobile number to set up your account

Activate Windows
Go to Settings to activate Windows

Type here to search

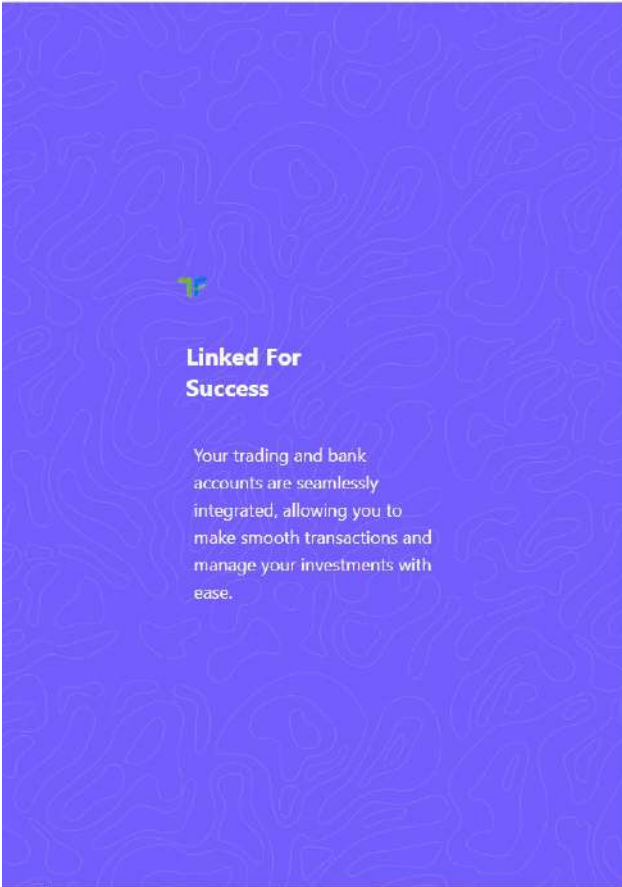
18:54
21-08-2023

Tradflow E-Kyc | E-Kyc Admin Pa... Tradflow | Join the trading revol... Tradflow | E-kyc

ekyc.tradflow.com/liveimage

DPID Details Uploaded!


Image uploaded!



Linked For Success

Your trading and bank accounts are seamlessly integrated, allowing you to make smooth transactions and manage your investments with ease.


Live image and signature



Activate Windows
Go to Settings to activate Windows.

Type here to search


18:55 21-08-2023



Linked For Success

Your trading and bank accounts are seamlessly integrated, allowing you to make smooth transactions and manage your investments with ease.

Live image and signature



Activate Windows
Go to Settings to activate Windows.



🔒 kyc.tradflow.com

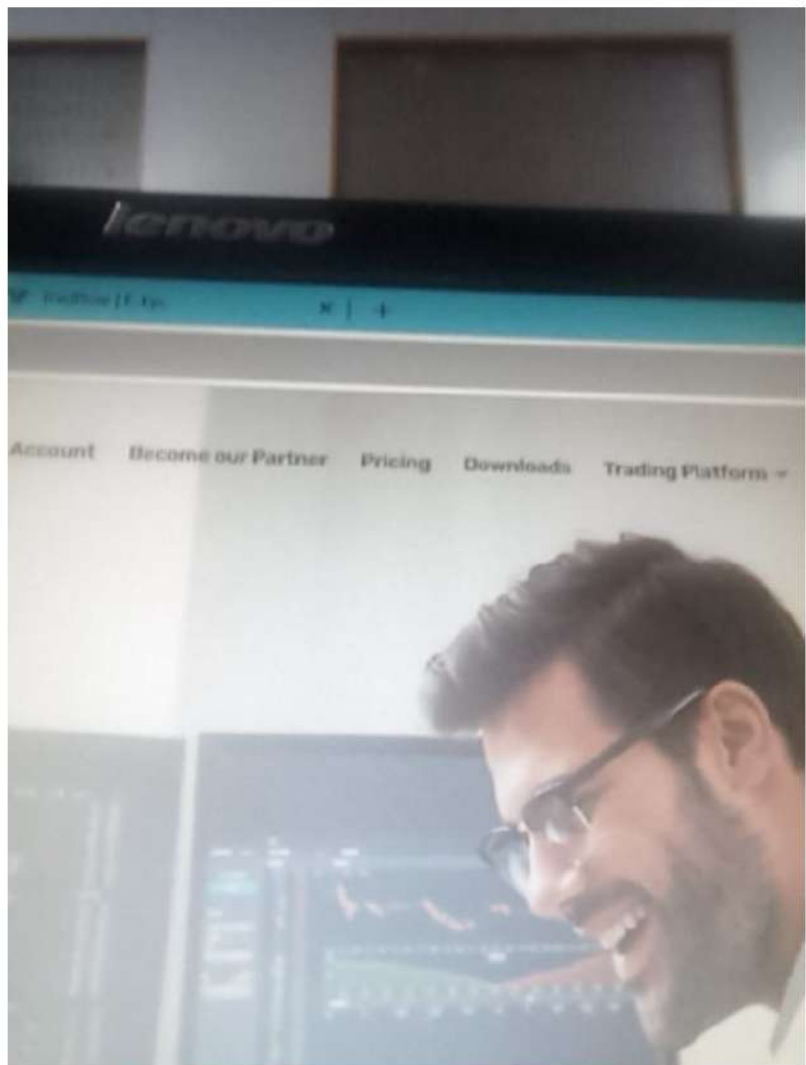


📧 20



your investments with ease.

Live image and signature



Re-Take


Vaouh

Clear

Continue

Enter your Trading Experience in year (i.e 1

Rs. 15/exec ord.

A photograph of a handwritten signature in blue ink on a light-colored surface. The signature is stylized and appears to read 'Vadun'.

Are you politically exposed person?

No

Add nominee

Submit



🔒 kyc.tradflow.com



Proceed to e-Sign!

Please click below button to complete e-sign

[Proceed to e-sign](#)



Welcome to Surepass
Seamlessly e-sign your
documents

Proceed

Activate Windows
Go to Settings to activate Windows.

← Please confirm your document

FOR INVESTORS USE ONLY

UDIC	10000	Account Opening Date	21/08/2022
Client ID		Club	
Name	INDIAJYLOAN		
Branch	KING		
Subgroup	KING		
Region	KING		
Zone	KING		

CONTACT DETAIL FOR INVESTOR OR GUARANTORS

For any government document please contact us via WhatsApp number 080000 10000 or email @ info@surepass.io or contact us via our website at www.surepass.io

Exchange	Website	Phone No.	E-mail ID
MetaTrader 5	www.surepass.com	080000 10000	info@surepass.io
Support	www.surepass.com	080000 10000	info@surepass.io
Support	www.surepass.com	080000 10000	info@surepass.io

DISCLAIMER FOR PAPER TRADING

All features from MetaTrader 5 are only available for demo or paper trading in MetaTrader 5. All features from MetaTrader 5 are not available for real money trading in MetaTrader 5.

Risk

Investment in financial markets involves a high degree of risk. Your funds are subject to the risk of loss. Investment in financial markets involves a high degree of risk.

Cancel Confirm

Activate Windows
Go to Settings to activate Windows.

Protean Electronic Signature Service

ASP Name	SurePass Technologies Private Limited
Transaction ID	esign_10dhwg1xolyQbFyenLw
Date & Time	2023-08-21T19:15:13

I hereby authorize Protean eGov Technologies Limited (Protean) to -

1. Use my Aadhaar / Virtual ID details (as applicable) for the purpose of digitally signing of uploaded or generated agreement / document for/with SurePass Technologies Private Limited and authenticate my identity through the Aadhaar Authentication system (Aadhaar based e-KYC services of UIDAI) in accordance with the provisions of the Aadhaar (Targeted Delivery of Financial and other Subsidies, Benefits and Services) Act, 2016 and the allied rules and regulations notified thereunder and for no other purpose.
2. Authenticate my Aadhaar / Virtual ID through OTP or Biometric for authenticating my identity through the Aadhaar Authentication system for obtaining my e-KYC through Aadhaar based e-KYC services of UIDAI and use my Photo and Demographic details (Name, Gender, Date of Birth and Address) for the purpose of digitally signing of uploaded or generated agreement / document for/with SurePass Technologies Private Limited.
3. I understand that security and confidentiality of personal identity data provided, for the purpose of Aadhaar based authentication is ensured by Protean and the data will be stored by Protean till such time as mentioned in guidelines from UIDAI from time to time.

VID/Aadhaar: Send OTP Cancel

[Click Here to generate Virtual ID.](#)
[Download Instructions](#) to generate Virtual ID in lieu of Aadhaar

©2021 Protean eGov Technologies Limited All rights reserved.

Activate Windows
Go to Settings to activate Windows.

Tradflow E-Kyc | E-Kyc Admin Pa... x Tradflow | Join the trading revolu... x esign.gov-nsdl.com/nsdl-esp/a... x WhatsApp x +

esign.gov-nsdl.com/nsdl-esp/authenticate/auth-ra?sessionId=A1EE84435B6783CA6F4A061FB50D028B.tomcat1?authMod=1*no-back-b...

NSDL e-Gov is now **protean**

Protean Electronic Signature Service

ASP Name	SurePass Technologies Private Limited
Transaction ID	esign_10dhwg1xolyQbFyexLw
Date & Time	2023-08-21T19:15:13

I hereby authorize Protean eGov Technologies Limited (Protean) to -

1. Use my Aadhaar / Virtual ID details (as applicable) for the purpose of digitally signing of uploaded or generated agreement / document for/with SurePass Technologies Private Limited and authenticate my identity through the Aadhaar Authentication system (Aadhaar based e-KYC services of UIDAI) in accordance with the provisions of the Aadhaar (Targeted Delivery of Financial and other Subsidies, Benefits and Services) Act, 2016 and the allied rules and regulations notified thereunder and for no other purpose.
2. Authenticate my Aadhaar / Virtual ID through OTP or Biometric for authenticating my identity through the Aadhaar Authentication system for obtaining my e-KYC through Aadhaar based e-KYC services of UIDAI and use my Photo and Demographic details (Name, Gender, Date of Birth and Address) for the purpose of digitally signing of uploaded or generated agreement / document for/with SurePass Technologies Private Limited.
3. I understand that Security and confidentiality of personal identity data provided, for the purpose of Aadhaar based authentication is ensured by Protean and the data will be stored by Protean till such time as mentioned in guidelines from UIDAI from time to time.

Enter OTP Enter Valid OTP !

Success! otp sent on registered mobile/email id.

[Click Here](#) to generate Virtual ID.
[Download Instructions](#) to generate Virtual ID in lieu of Aadhaar.

©2021 Protean eGov Technologies Limited All rights reserved.

Activate Windows
Go to Settings to activate Windows.

Please do not press "Submit" button once again or the "Refresh" or "Back" buttons.

Type here to search

19:17
21-08-2023



1



2



3



4



FOR OFFICE USE ONLY

UCC	108063	Account Opening Date	21/08/2023
Client ID		Code	
Name	VARUN KUMAR		
Branch	NONE		
Sub-group	NONE		
Region	NONE		
Zone	NONE		

CONTACT DETAIL FOR INVESTOR GRIEVANCES

For any grievance/dispute please contact at the office corporate address or mail us at email id- complaints@tradflow.com or contact us on 0120-4545297. In case not satisfied with the response, please contact the concerned exchange(s)/ depository at :

Exchange	Website	Phone No.	E-mail ID
National Stock Exchange of India Ltd.	www.nseindia.com	1800220058	ignse@nse.co.in
Bombay Stock Exchange Ltd.	www.bseindia.com	022-27728097	is@bseindia.com
Depository	Website	Phone No.	E-mail ID
NSDL	www.nsdl.co.in	022-24994200	relations@nsdl.co.in

> You can also lodge your grievances with SEBI at <http://scores.gov.in>. For any queries, feedback or assistance, please contact SEBI Office on Toll Free Helpline at 1800 22 7575 / 1800 266 7575.

DECLARATION FOR PRO TRADING

We Shri Krishna Share Brokers Private Limited, hereby inform all our clients that besides trading on behalf of our Clients, we also do Proprietary Trading in our own account.

Activate Windows
Go to Settings to activate Windows.